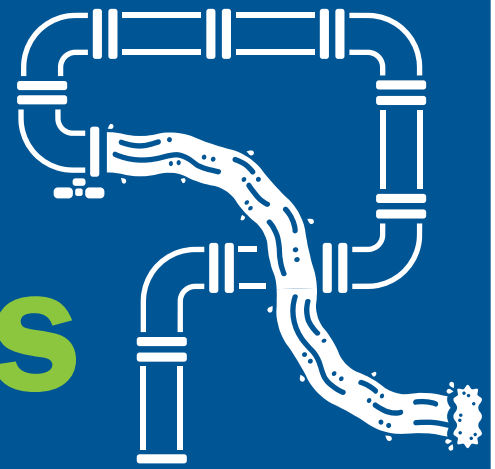
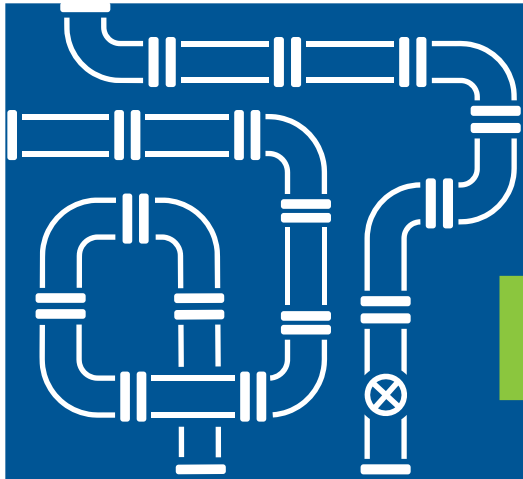


Pipes and Faucets



49



48



47


46



45



44



43

36



37

38



39

40



41



42

35

34



33



32

31



30

29



22

23



24

25

26



27

28

21

20



19

18

17



16

15



8



9

10

11

12

13

14



7

6



5

4

3



2

1



Pipes and Faucets



San Francisco
Water Power Sewer

Services of the San Francisco Public Utilities Commission

Game Time.

For 2 to 4 Players.

- Print the board game.
- Assemble spinner (instructions to the right) or use a dice.
- Each player should use the pawn of their choosing. Pawns not included in the game, so get creative!

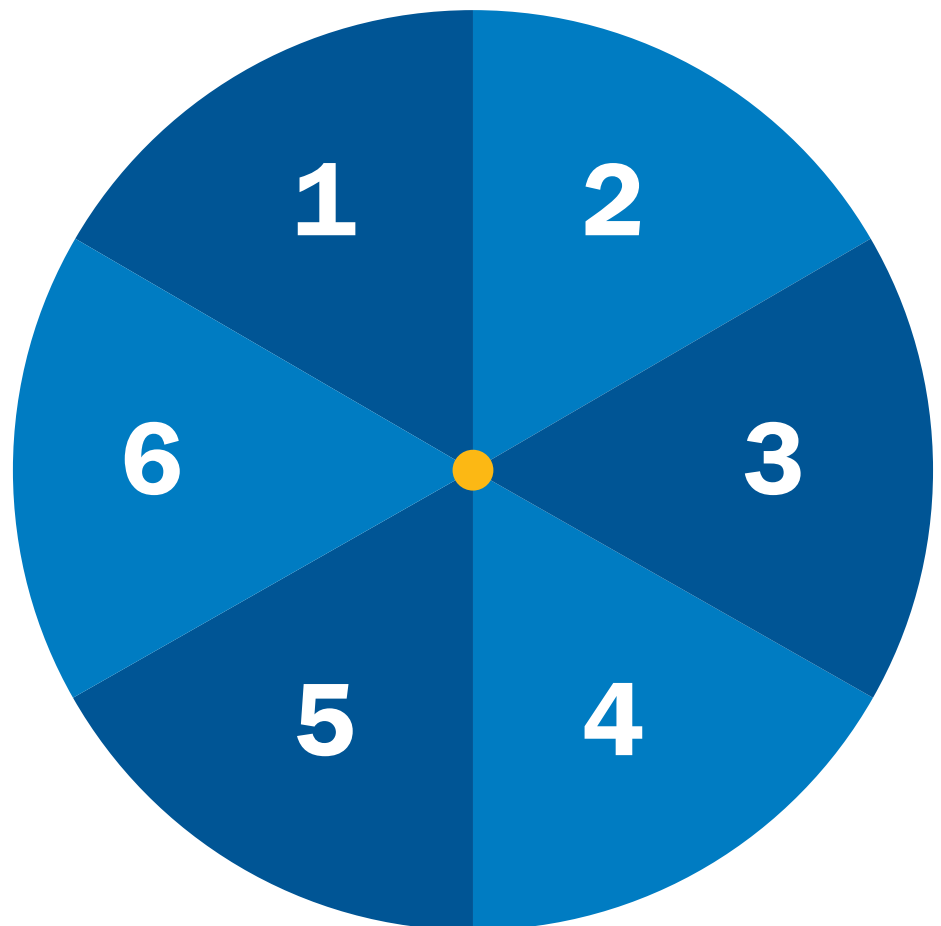
To start the game, each player spins the spinner or rolls the dice. The player with the highest number goes first. Go counter clockwise from the first player.

- Start on square one.
- On each player's turn, spin the spinner or roll the dice, and move to the number of squares shown on the spinner or the dice.
- Two or more pawns can be on the same space at the same time.
- If a player lands on a pipe, they must flow up the pipe. If a player lands on a leaky faucet, they must flow down the water stream.
- The first player to make it to 49 wins! [Have fun and enjoy!](#)

No dice, no problem.

You can still play Pipes and Faucets with just a paper clip, a pen or a pencil, and this sheet of paper. Here's how:

- Print this sheet of paper.
- Place a paper clip so its rounded edge is over the yellow dot in the center of the spinner.
- Hold the pen or pencil so that its tip is on the yellow dot in the center of the spinner and the paper clip is curved around it.
- Flick the paper clip to spin it while still holding the pen or pencil.
- Move your game piece the number of spaces the clip is pointing at.



Pipes and Faucets was inspired by one of our favorite childhood board games. We just added an utilities spin to it.